

06/2010 – English



# PRODUCT DRAWINGS

## UNDER RUNNING CRANE END CARRIAGE

**DU**  
**DR**

## Table of Contents

1.	DU 08.....	3
2.	DU 10.....	4
3.	DU 13.....	5
4.	DR 10.....	6
5.	DR 13.....	7

# 1. DU 08

UNDER RUNNING END CARRIAGE, DU08

a) with MF06 motor and GEK2 gear combination.

Suitable buffers

Code	D1 [mm]	L1 [mm]
A	63	53
B	80	68
C	100	85
K	80	80
G	100	100
E	100	150
A, B, C: Rubber		
K, G, E: Polyurethane		

Possible B-dimensions

Wheels	B [mm]	L2 [mm]	L3 [mm]	L4 [mm]	Width [mm]
Normal	73...120	26	26	41	306
Normal	121...168	26	26	41	354
Normal	169...216	26	26	41	402
Normal	217...264	26	26	41	450
Normal	265...313	26	26	41	498
Patent	63...110	21	31	46	306
Patent	111...158	21	31	46	354

WHEELBASE [mm]	Max dyn corner load [kN]	L [mm]	Weight [kg]
1200	25	1530	110
1400	25	1730	117
1800	25	2130	131
2300	23	2630	148
2800	20	3130	165

SWF Krantechnik GmbH reserves the right to alter or amend the above information without notice

D004649-B\_3 2008-01-31 UU08

## 2. DU 10

UNDER RUNNING END CARRIAGE, DU10

a) with MF06 motor and GEK2 gear combination.

Free twisting angle of the beam  $\pm 4^\circ$

< Free horizontal movement of the beam  $\pm 11$  mm >

Code	D1 [mm]	L1 [mm]
A	63	53
B	80	68
C	100	85
K	80	80
G	100	100
E	100	150

A, B, C: Rubber  
K, G, E: Polyurethane


Wheels	B [mm]	L2 [mm]	L3 [mm]	L4 [mm]	Width [mm]
Normal	82...130	31.5	25.5	41.5	325
Normal	131...178	31.5	25.5	41.5	373
Normal	179...226	31.5	25.5	41.5	421
Normal	227...274	31.5	25.5	41.5	469
Normal	275...322	31.5	25.5	41.5	517
Patent	61...109	21	36	52	325
Patent	110...157	21	36	52	373

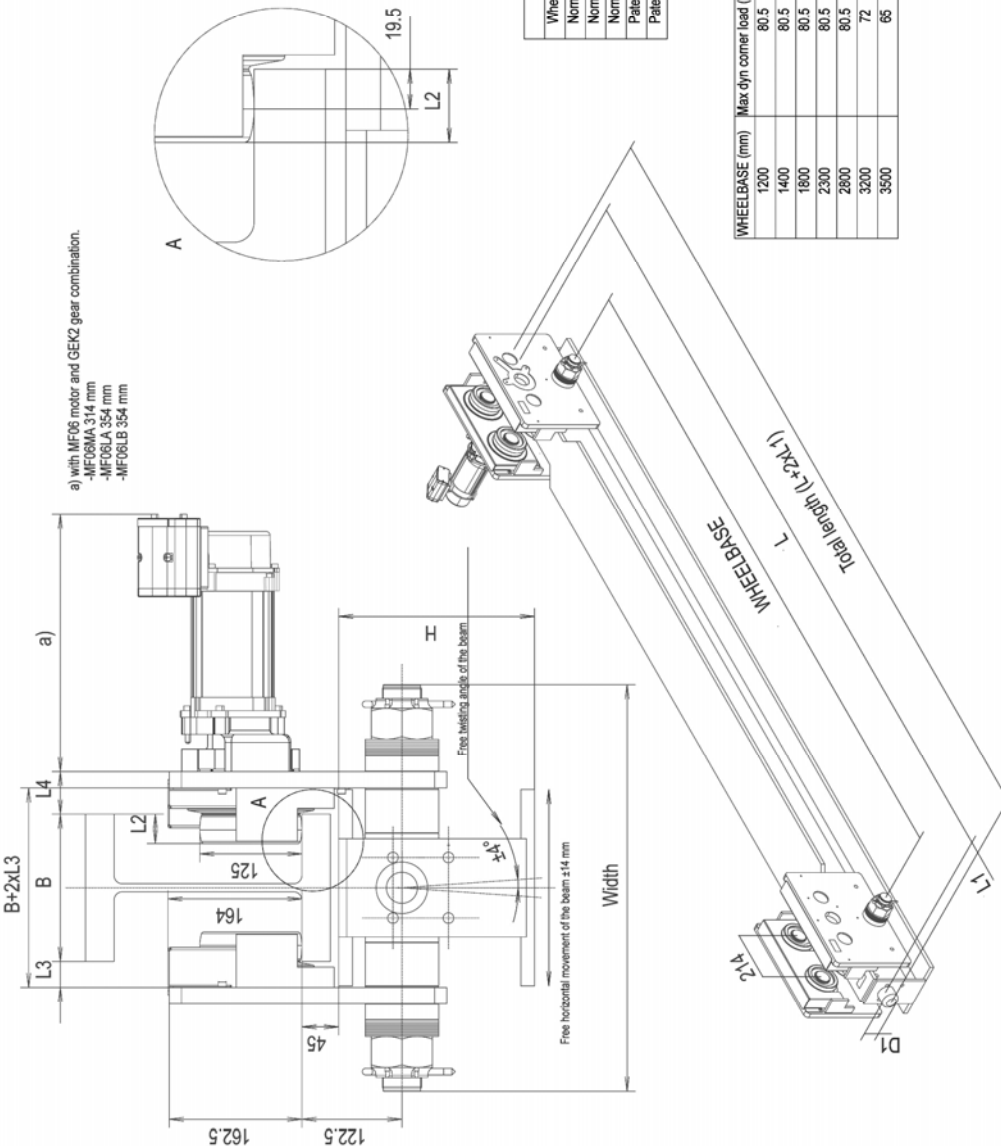
WHEELBASE [mm]	Max dyn corner load [kN]	L [mm]	Weight [kg]	H [mm]
1200	46	1590	161	180
1400	46	1790	171	180
1800	46	2190	191	180
2300	46	2690	217	180
2800	46	3190	275	200
3200	44	3590	299	200
3500	40	3890	318	200

SWF Krantechnik GmbH reserves the right to alter or amend the above information without notice

D004973-A\_2 2008-01-31 UU10

### 3. DU 13





a) with MF06 motor and GEK2 gear combination.  
 -MF06MA 314 mm  
 -MF06LA 354 mm  
 -MF06LB 354 mm

Suitable buffers		
Code	D1 (mm)	L1 (mm)
A	63	53
B	80	68
C	100	85
D	125	105
K	80	80
G	100	100
E	100	150
M	125	125
F	125	190
A, B, C, D Rubber		
K, G, E, M, F Polyurethane		

Possible B-dimensions				
Wheels	B (mm)	L2 (mm)	L3 (mm)	L4 (mm)
Normal	100...179	36	32	52
Normal	180...259	36	32	52
Normal	260...343	36	32	52
Patent	64...143	20	50	70
Patent	144...223	20	50	70

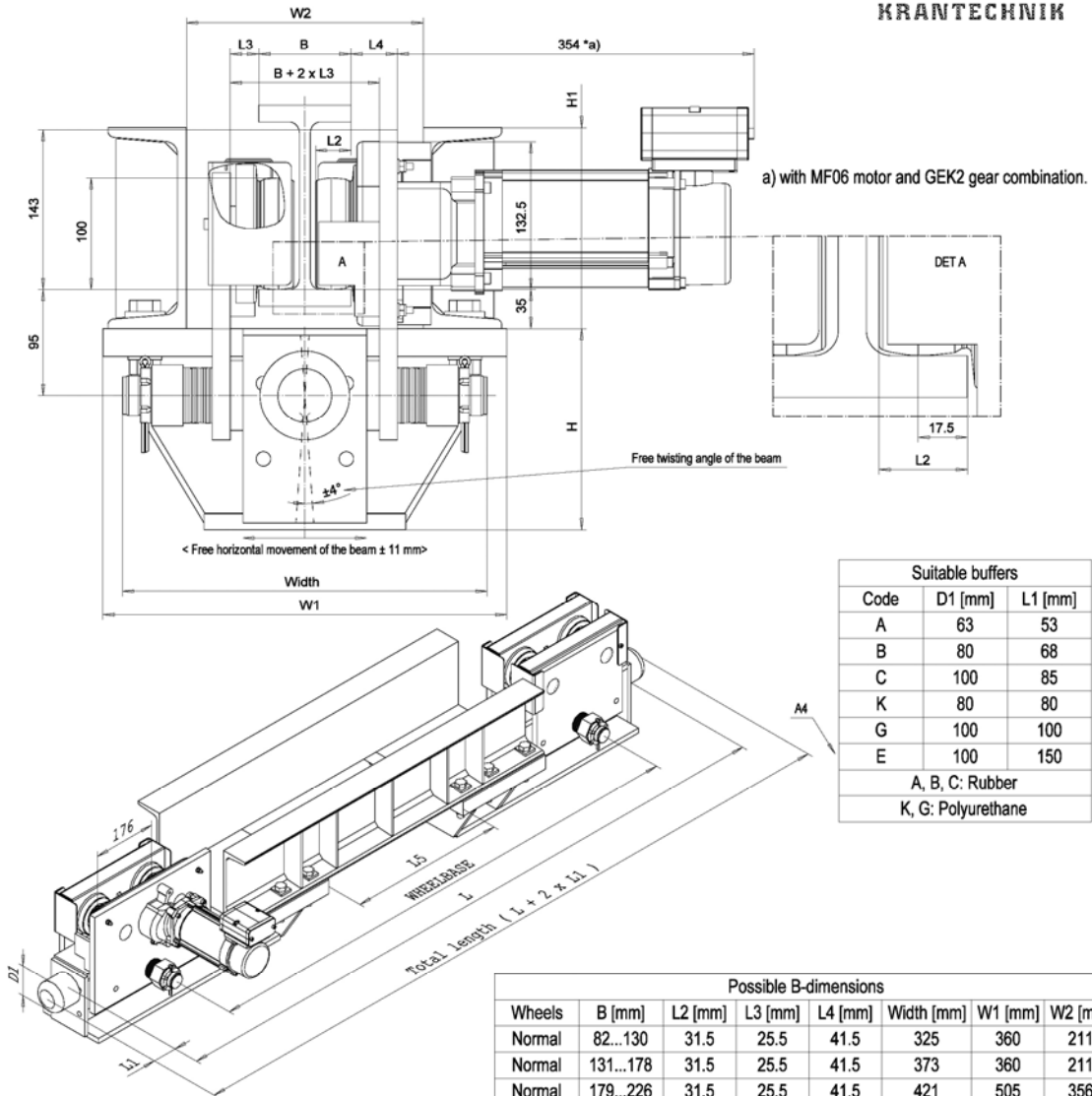
WHEELBASE (mm)	Max dyn corner load (kN)	L (mm)	Weight (kg)	H (mm)
1200	80.5	1650	300	220
1400	80.5	1850	314	220
1800	80.5	2250	343	220
2300	80.5	2750	378	220
2800	80.5	3250	453	240
3200	72	3650	486	240
3500	65	3950	511	240

SWF Krantechnik GmbH reserves the right to alter or amend the above information without notice

D103881-A 2008-10-10 DU13

## 4. DR 10

### UNDER RUNNING END CARRIAGE, DR10



Wheels	B [mm]	L2 [mm]	L3 [mm]	L4 [mm]	Width [mm]	W1 [mm]	W2 [mm]
Normal	82...130	31.5	25.5	41.5	325	360	211
Normal	131...178	31.5	25.5	41.5	373	360	211
Normal	179...226	31.5	25.5	41.5	421	505	356
Normal	227...274	31.5	25.5	41.5	469	505	356
Normal	275...322	31.5	25.5	41.5	517	505	356
Patent	61...109	21	36	52	325	360	211
Patent	110...157	21	36	52	373	360	211

WHEELBASE [mm]	Max dyn corner load [kN]	L [mm]	L5 [mm]	Weight [kg]	H [mm]	H1 [mm]
1400	46	1790	440	285	180	180
1800	46	2190	840	305	180	180
2300	46	2690	1340	330	180	180
2800	46	3190	1840	370	180	200

SWF Krantechnik GmbH reserves the right to alter or amend the above information without notice

D005016-A\_4 2008-06-05 UR10

**5. DR 13**

1	2	3	4	5	6	7	8	9	10	11	12	13																																																												
See drawing QINS1-1-A for general manufacturing instructions																																																																								
xa) with MF06 motor and GEK2 gear combination. -MF06MA 314 mm -MF06LA 354 mm -MF06LB 354 mm																																																																								
Ref. Description <b>1</b> - <b>2</b> W1 and W2 dimensions corrected																																																																								
Date 2009-11-25 Jalli Ari 2010-05-18 Jalli Ari																																																																								
Revised by Jalli Ari																																																																								
<table border="1" style="width:100%; border-collapse: collapse;"> <thead> <tr> <th>WHEELBASE (mm)</th> <th>Max dyn corner load (kN)</th> <th>L (mm)</th> <th>L5 (mm)</th> <th>Weight (kg)</th> <th>H (mm)</th> <th>H1 (mm)</th> </tr> </thead> <tbody> <tr><td>1800</td><td>80.5</td><td>1890</td><td>370</td><td>450</td><td>240</td><td>260</td></tr> <tr><td>2300</td><td>80.5</td><td>2290</td><td>770</td><td>480</td><td>240</td><td>260</td></tr> <tr><td>2800</td><td>80.5</td><td>2790</td><td>1270</td><td>517</td><td>240</td><td>260</td></tr> <tr><td>3200</td><td>72</td><td>3290</td><td>1770</td><td>555</td><td>240</td><td>300</td></tr> <tr><td>3500</td><td>65</td><td>3690</td><td>2170</td><td>632</td><td>240</td><td>300</td></tr> <tr><td></td><td></td><td>3990</td><td>2470</td><td>659</td><td>240</td><td>300</td></tr> </tbody> </table>													WHEELBASE (mm)	Max dyn corner load (kN)	L (mm)	L5 (mm)	Weight (kg)	H (mm)	H1 (mm)	1800	80.5	1890	370	450	240	260	2300	80.5	2290	770	480	240	260	2800	80.5	2790	1270	517	240	260	3200	72	3290	1770	555	240	300	3500	65	3690	2170	632	240	300			3990	2470	659	240	300											
WHEELBASE (mm)	Max dyn corner load (kN)	L (mm)	L5 (mm)	Weight (kg)	H (mm)	H1 (mm)																																																																		
1800	80.5	1890	370	450	240	260																																																																		
2300	80.5	2290	770	480	240	260																																																																		
2800	80.5	2790	1270	517	240	260																																																																		
3200	72	3290	1770	555	240	300																																																																		
3500	65	3690	2170	632	240	300																																																																		
		3990	2470	659	240	300																																																																		
<table border="1" style="width:100%; border-collapse: collapse;"> <thead> <tr> <th colspan="7">Possible B-dimensions</th> </tr> <tr> <th>Wheels</th> <th>B (mm)</th> <th>L2 (mm)</th> <th>L3 (mm)</th> <th>L4 (mm)</th> <th>Width (mm)</th> <th>W1 (mm)</th> <th>W2 (mm)</th> </tr> </thead> <tbody> <tr><td>Normal</td><td>100</td><td>179</td><td>36</td><td>32</td><td>52</td><td>418</td><td>412</td><td>212</td></tr> <tr><td>Normal</td><td>180</td><td>259</td><td>36</td><td>32</td><td>52</td><td>498</td><td>557</td><td>357</td></tr> <tr><td>Normal</td><td>260</td><td>343</td><td>36</td><td>32</td><td>52</td><td>578</td><td>557</td><td>357</td></tr> <tr><td>Patent</td><td>164</td><td>143</td><td>20</td><td>50</td><td>70</td><td>418</td><td>412</td><td>212</td></tr> <tr><td>Patent</td><td>144</td><td>223</td><td>20</td><td>50</td><td>70</td><td>498</td><td>557</td><td>357</td></tr> </tbody> </table>													Possible B-dimensions							Wheels	B (mm)	L2 (mm)	L3 (mm)	L4 (mm)	Width (mm)	W1 (mm)	W2 (mm)	Normal	100	179	36	32	52	418	412	212	Normal	180	259	36	32	52	498	557	357	Normal	260	343	36	32	52	578	557	357	Patent	164	143	20	50	70	418	412	212	Patent	144	223	20	50	70	498	557	357
Possible B-dimensions																																																																								
Wheels	B (mm)	L2 (mm)	L3 (mm)	L4 (mm)	Width (mm)	W1 (mm)	W2 (mm)																																																																	
Normal	100	179	36	32	52	418	412	212																																																																
Normal	180	259	36	32	52	498	557	357																																																																
Normal	260	343	36	32	52	578	557	357																																																																
Patent	164	143	20	50	70	418	412	212																																																																
Patent	144	223	20	50	70	498	557	357																																																																
<table border="1" style="width:100%; border-collapse: collapse;"> <thead> <tr> <th colspan="3">Suitable buffers</th> </tr> <tr> <th>Code</th> <th>D1 (mm)</th> <th>L1 (mm)</th> </tr> </thead> <tbody> <tr><td>A</td><td>63</td><td>53</td></tr> <tr><td>B</td><td>80</td><td>58</td></tr> <tr><td>C</td><td>100</td><td>85</td></tr> <tr><td>D</td><td>125</td><td>105</td></tr> <tr><td>K</td><td>80</td><td>80</td></tr> <tr><td>G</td><td>100</td><td>100</td></tr> <tr><td>E</td><td>100</td><td>150</td></tr> <tr><td>M</td><td>125</td><td>125</td></tr> <tr><td>F</td><td>125</td><td>190</td></tr> <tr><td colspan="3">A, B, C, D Rubber</td></tr> <tr><td colspan="3">K, G, E, M, F Polyurethane</td></tr> </tbody> </table>													Suitable buffers			Code	D1 (mm)	L1 (mm)	A	63	53	B	80	58	C	100	85	D	125	105	K	80	80	G	100	100	E	100	150	M	125	125	F	125	190	A, B, C, D Rubber			K, G, E, M, F Polyurethane																							
Suitable buffers																																																																								
Code	D1 (mm)	L1 (mm)																																																																						
A	63	53																																																																						
B	80	58																																																																						
C	100	85																																																																						
D	125	105																																																																						
K	80	80																																																																						
G	100	100																																																																						
E	100	150																																																																						
M	125	125																																																																						
F	125	190																																																																						
A, B, C, D Rubber																																																																								
K, G, E, M, F Polyurethane																																																																								
<table border="1" style="width:100%; border-collapse: collapse;"> <tr> <td>Design</td> <td>Jalli Ari</td> <td>Checked</td> <td></td> <td>Approved</td> <td></td> <td>Size</td> <td>A3</td> </tr> <tr> <td>Drawn</td> <td>18-May-2010</td> <td>Title</td> <td colspan="2">ENDCARRIAGE</td> <td></td> <td></td> <td></td> </tr> <tr> <td>Owner Dept.</td> <td>Engineering</td> <td></td> <td colspan="2">END CARRIAGE</td> <td></td> <td></td> <td></td> </tr> <tr> <td colspan="4" style="text-align: center;"><b>KONECRANES</b></td> <td colspan="2" style="text-align: center;">UR13</td> <td>Item no</td> <td>53012463</td> </tr> <tr> <td colspan="4"></td> <td colspan="2" style="text-align: center;">Drawing no.</td> <td>Rev</td> <td>2</td> </tr> <tr> <td colspan="4"></td> <td colspan="2" style="text-align: center;">D112376-A</td> <td></td> <td></td> </tr> </table>													Design	Jalli Ari	Checked		Approved		Size	A3	Drawn	18-May-2010	Title	ENDCARRIAGE					Owner Dept.	Engineering		END CARRIAGE					<b>KONECRANES</b>				UR13		Item no	53012463					Drawing no.		Rev	2					D112376-A															
Design	Jalli Ari	Checked		Approved		Size	A3																																																																	
Drawn	18-May-2010	Title	ENDCARRIAGE																																																																					
Owner Dept.	Engineering		END CARRIAGE																																																																					
<b>KONECRANES</b>				UR13		Item no	53012463																																																																	
				Drawing no.		Rev	2																																																																	
				D112376-A																																																																				
This document and the information contained herein is the exclusive property of Konecranes Plc and represents a non-public, confidential and proprietary trade secret that may not be reproduced, disclosed in third parties, altered or otherwise employed in any manner whatsoever without the express written consent of Konecranes Plc or Konecranes Standard Lifting Corporation. Copyright © 2009 Konecranes Plc. All rights reserved.																																																																								